



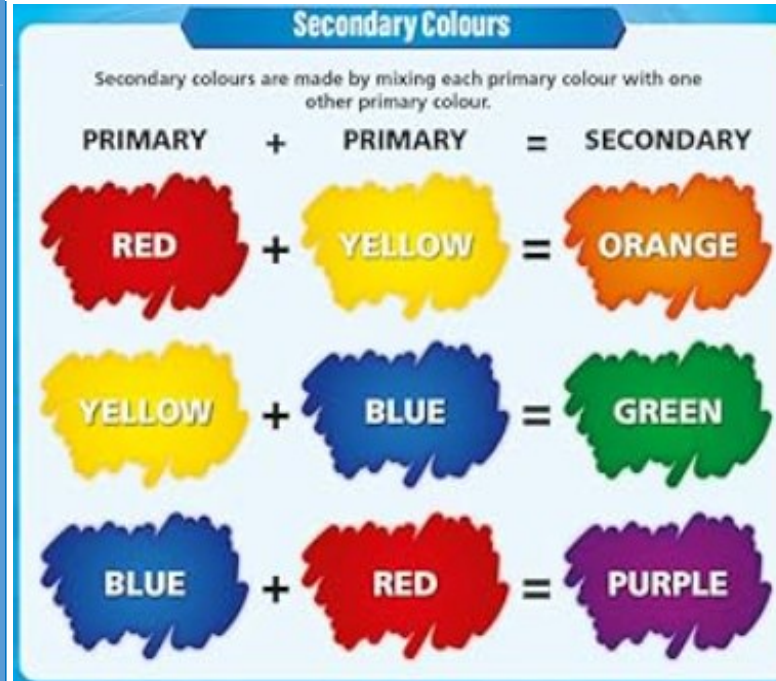
# Lacock Primary School Knowledge Organiser - Art Year 1 January 2024

## Important Vocabulary

## Paint and Colour mixing


## Key Skills

|                         |  |
|-------------------------|--|
| <b>Primary colour</b>   | A colour that cannot be made by mixing colours   |
| <b>Secondary colour</b> | A colour made by mixing two primary colours      |
| <b>Shade</b>            | A lighter or darker version of a colour          |
| <b>Artist</b>           | Someone who creates a piece of artwork           |
| <b>Kandinsky</b>        | A famous artist who worked with paint and colour |
| <b>Piet Mondrian</b>    | A famous artist who worked with paint and colour |
| <b>Mix</b>              | Put paint together and stir                      |




- Name the primary and secondary colours and make them by mixing colours
- Use a variety of tools and techniques -the use of different brush sizes and types.
- Mix and match colours

## Famous Artwork




Piet Mondrian




WASSILY KANDINSKY  
1913

A shade of a colour is made by adding white or black paint



## Key Knowledge

- To know that red, blue and yellow are the three primary colours 
- To know that mixing red and yellow makes orange, red and blue makes purple, blue and yellow makes green and mixing all three primary colours makes brown.
- To know adding white makes a colour lighter and adding black makes a colour darker.

What I should already know:

How to use paint

This learning will help me in the future

Paint unit of work next year in art learning